

VTM 7A-6

Specifications

Nominal Voltage(V) **6V**

Nominal Capacity

20 hour rate	(0.35A	to	5.25V)	7Ah
10 hour rate	(0.665A	to	5.25V)	6.65Ah
5 hour rate	(1.19A	to	5.1V)	5.95Ah
1 C	(7A	to	4.8V)	3.97Ah
3 C	(21A	to	4.8V)	2.8Ah

Weight **Approx.1.2kg(2.64Lbs.)**

Internal Resistance (at 1KHz) **Approx. 12 mΩ**

Maximum Discharge Current for 5 seconds: **105A**

Charging Methods at 25°C (77°F)

Cycle use:

Charging Voltage **7.20 to 7.50V**

Coefficient **-5.0mV/°C/cell**

Maximum Charging Current : **2.1A**

Standby use:

Float Charging Voltage **6.75 to 6.90V**

Coefficient **-3.0mV/°C/cell**

Operating Temperature Range

Charge **-15°C (5°F) to 40°C (104°F)**

Discharge **-15°C (5°F) to 50°C (122°F)**

Storage **-15°C (5°F) to 40°C (104°F)**

Charge Retention (shelf life) at 20°C (68°F)

1 month **92%**

3 month **90%**

6 month **80%**

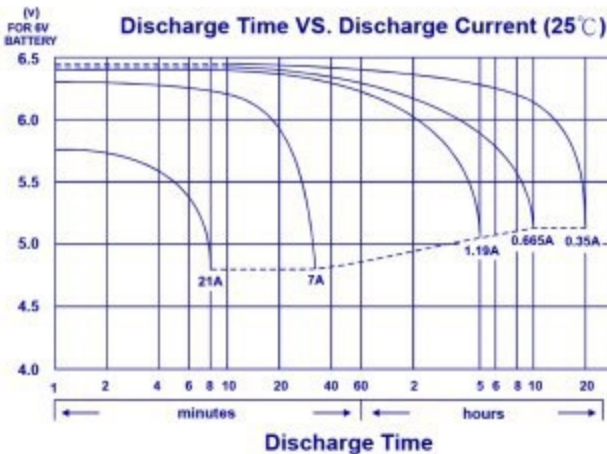
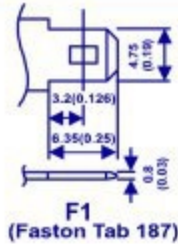
Case Material **ABS UL94 HB**

Terminal **F1 (Faston Tab 187)**



Dimensions

mm(inch)



- PERFORMANCE DATA

Discharge Rates in Watts to Various End Voltages at 25°C (77°F)

End Voltage		1.85V	1.80V	1.75V	1.70V	1.67V	1.65V	1.60V
Time								
5	min	45.2	50.3	52.7	54.8	55.8	56.7	58.2
10	min	30.7	32.2	33.7	34.8	35.7	36.2	37.2
15	min	24.5	25.5	26.2	26.8	27.0	27.5	28.2
30	min	13.0	13.7	14.1	14.5	14.6	14.7	14.9
60	min	8.43	8.73	8.97	9.15	9.22	9.30	9.45
120	min	4.21	4.39	4.63	5.22	5.27	5.32	5.40
180	min	3.27	3.45	3.60	3.73	3.77	3.82	3.87
240	min	2.87	3.01	3.10	3.15	3.17	3.20	3.23
300	min	2.47	2.54	2.63	2.68	2.70	2.72	2.73
600	min	1.45	1.50	1.53	1.55	1.56	1.56	1.57
1200	min	0.694	0.718	0.737	0.750	0.755	0.760	0.770

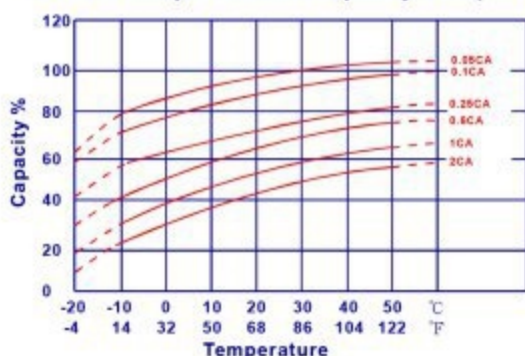
- Discharge Rates in Amperes to Various End Voltages at 25°C (77°F)

End Voltage		1.85V	1.80V	1.75V	1.70V	1.67V	1.65V	1.60V
Time								
5	min	23.5	26.4	28.1	29.7	30.5	31.3	32.6
10	min	16.2	17.0	18.2	18.6	18.8	19.1	19.8
15	min	12.5	13.1	13.6	13.9	14.0	14.2	14.5
30	min	6.61	6.92	7.14	7.30	7.38	7.45	7.61
60	min	3.98	4.13	4.25	4.36	4.39	4.42	4.48
120	min	2.05	2.14	2.21	2.27	2.29	2.32	2.35
180	min	1.63	1.69	1.75	1.80	1.82	1.84	1.87
240	min	1.30	1.37	1.42	1.45	1.46	1.47	1.49
300	min	1.11	1.16	1.23	1.25	1.26	1.27	1.28
600	min	0.650	0.680	0.721	0.728	0.732	0.737	0.747
1200	min	0.341	0.357	0.377	0.382	0.384	0.387	0.392

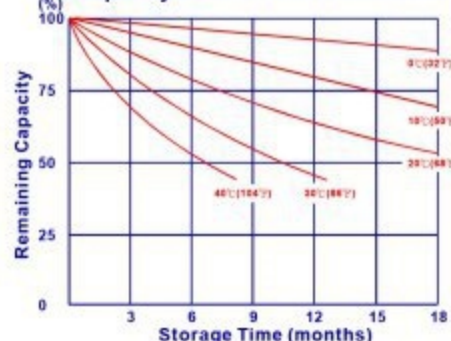
All data on the spec. sheet is an average value:

The tolerance range : $X < 6\text{min}$ (+15%~-15%), $6\text{min} \leq X < 10\text{min}$ (+12%~-12%), $10\text{min} \leq X < 60\text{min}$ (+8%~-8%), $X \geq 60\text{min}$ (+5%~-5%)

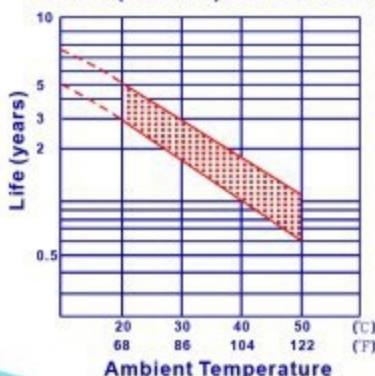
Effect of Temperature on Capacity 25°C (77°F)



Capacity Retention Characteristic



Trickle (or float) Service Life



Cycle Service Life

